



Warhawks Men's Basketball

University of Louisiana at Monroe



ULM (7-9, 4-4 SBC)

WARHAWKS

Vs.

UL-Lafayette (12-9, 3-5 SBC)

RAGIN' CAJUNS



Game 17

Saturday, Feb. 1, 2014 • 7:15 p.m.
Cajundome (11,550) • Lafayette, La.

Radio: - KLIP LA 105.3 FM, Nick White (PXP)
Twitter: @ULM_MBB

ULM Quick Notes

- The Warhawks are currently on a two-game road winning streak for the first time since the 2002-03 season when they won three in a row. ULM won at Troy 75-64 and South Alabama 64-58 on its last road trip

- In the first meeting between the Warhawks and the Ragin' Cajuns this season, ULM came away with a 103-98 double overtime victory in the SBC season opener on Jan. 4. Junior Tylor Ongwae led the Warhawks with 27 points and 11 rebounds. ULM had a season-high five double-figure scorings in the contest

- Senior Jayon James also notched a double-double against the Cajuns with 16 points and 12 rebounds. ULM had two student-athletes record a double-double in one game for the first time since Dec. 22, 2009

- ULM's 11 blocks against the Cajuns were the most by ULM since Dec. 2, 2006 when it had 10 against William Carey. ULM also held a 54-44 edge on the boards

- The Warhawks are coming off a 72-65 win over Arkansas State on Thursday and outscored the Red Wolves 40-10 in the paint. The teams were tied 33-33 at the intermission, but ULM took control early in the second half

- Freshman Nick Coppola tied the school record for consecutive 40 minute games with five, set by Maurice Bell in 1999-2000. He's coming off a career performance with 12 points against Arkansas State

- Ongwae has led the team in scoring in all eight league games with double-figures. He has scored double-digits in 14 of 16 games this season and has six 20-plus games. In conference games, Ongwae is second in the league in scoring with 20.0 points per game

- Senior Jayon James leads the team in both rebounds (6.1 rpg) and assists (4.4 apg) and also scores 9.9 points per game on the year. In conference games, he ranks second in the league in assists with 5.1 per contest

ULM MEN'S BASKETBALL SCHEDULE

Fri., Nov. 8	at No. 5 Kansas	L, 80-63
Mon., Nov. 18	Samford	W, 86-52
Thu., Nov. 21	at Northwestern St.	W, 84-80 (OT)
Mon., Dec. 9	Thomas	W, 84-61
Sat., Dec. 14	at LSU	L, 61-54
Wed., Dec. 18	at Ole Miss	L, 75-62
Sun., Dec. 22	Louisiana Tech	L, 83-61
Fri., Dec. 27	at No. 3 Ohio State	L, 71-31
Sat., Jan. 4	UL-Lafayette*	W, 103-98 (2OT)
Thurs., Jan. 9	at UT Arlington*	L, 83-79 (OT)
Sat., Jan. 11	Texas State*	L, 61-36
Thu., Jan. 16	at Troy*	W, 75-64
Sat., Jan. 18	at South Alabama*	W, 64-58
Thu., Jan. 23	WKU*	L, 69-51
Sat., Jan. 25	Georgia State*	L, 66-58
Thu., Jan. 30	Arkansas State*	W, 72-65
Sat., Feb. 1	at UL-Lafayette*	7:15 p.m.
Thu., Feb. 6	at Texas State*	7:00 p.m.
Thu., Feb. 13	UT Arlington*	7:00 p.m.
Sat., Feb. 15	UALR*	4:00 p.m.
Thu., Feb. 20	at Georgia State*	6:00 p.m.
Sat., Feb. 22	at WKU*	7:00 p.m.
Thu., Feb. 27	South Alabama*	7:00 p.m.
Sat., Mar. 1	Troy*	4:00 p.m.
Thu., Mar. 6	at Arkansas State*	7:05 p.m.
Sat., Mar. 8	at UALR*	7:00 p.m.
Thurs., Mar. 13	Sun Belt Championships	TBA

All times Central and subject to change. Bold indicates home contests.; *-Sun Belt game

We are ULM. Please note that there are only two correct versions of our institution's name, the preferred acronym ULM and the full name, the University of Louisiana at Monroe. Any other reference, including Louisiana-Monroe, UL-Monroe, La.-Monroe, LAM, or simply Monroe, are incorrect.

Media Relations Contacts

Robbie Kleinmuntz (Primary)	Tom Ritter (Secondary)
Assistant Director	Graduate Assistant
kleinmuntz@ulm.edu	rittertf@warhawks.ulm.edu
O: 318-342-5462	O: 318-342-5451
C: 847-912-5380	C: 318-953-0734



Warhawks Men's Basketball

University of Louisiana at Monroe



Keith Richard

Head Coach

Fourth Year at ULM
13th Season Overall

Alma Mater: ULM (1982)

THE RICHARD FILE

COACHING HONORS

- 1999 Sun Belt Coach of the Year
- Has been part of the coaching staff for seven NCAA Tournament and three NIT teams

COACHING CAREER

Season	School	Position	Record
1984-85	ULM	Graduate Assistant	17-12
1985-86	ULM	Graduate Assistant	20-10/NCAA
1986-87	Marshall	Assistant Coach	25-6/NCAA
1987-88	Marshall	Assistant Coach	24-8/NIT
1988-89	Marshall	Assistant Coach	15-15
1989-90	ULM	Assistant Coach	22-8/NCAA
1990-91	ULM	Assistant Coach	25-8/NCAA
1991-92	ULM	Assistant Coach	19-10/NCAA
1992-93	ULM	Assistant Coach	26-5/NCAA
1993-94	ULM	Assistant Coach	19-9
1994-95	La. Tech	Assistant Coach	14-13
1995-96	La. Tech	Associate Head Coach	11-17
1996-97	La. Tech	Associate Head Coach	15-14
1997-98	La. Tech	Associate Head Coach	12-15
1998-99	La. Tech	Head Coach	19-9
1999-00	La. Tech	Head Coach	21-8
2000-01	La. Tech	Head Coach	17-12
2001-02	La. Tech	Head Coach	22-10/NIT
2002-03	La. Tech	Head Coach	12-15
2003-04	La. Tech	Head Coach	15-15
2004-05	La. Tech	Head Coach	14-15
2005-06	La. Tech	Head Coach	20-13/NIT
2006-07	La. Tech	Head Coach	10-20
2008-09	LSU	Assistant Coach	27-8/NCAA
2009-10	LSU	Assistant Coach	11-20
2010-11	ULM	Head Coach	7-24
2011-12	ULM	Head Coach	3-26
2012-13	ULM	Head Coach	4-23
2013-14	ULM	Head Coach	7-9

PLAYING CAREER

- Played for ULM from 1978-82; Coached by Lenny Fant, Benny Hollis & Mike Vining
- 1979 Atlantic Sun Tournament Champions, NIT
- 1980 Atlantic Sun Regular Season Champions
- 1982 Atlantic Sun Tournament Champions, NCAA
- Two-time team captain ('81 & '82)
- Led team in assists twice

EDUCATION

- Bachelor's degree in general business, ULM (1982)
- Master's degree in guidance counseling, ULM (1986)

ULM Quick Notes Continued...

- The Warhawks are 4-0 this season when scoring at least 80 points, 7-0 when it has at least four double-figure scorers, 6-1 when scoring at least 20 points off the bench and 5-1 when tied or leading at halftime
- ULM has a .500 record in conference play after eight games for the first time since 2006-07 when it went on to win the SBC West Division title
- With 10 regular season games still remaining, ULM has already surpassed its win total by three games from last season and has topped its conference win total in conference play. ULM was 4-23 overall and 3-17 in SBC play last year
- The seven-point halftime deficit against South Alabama was the largest ULM has overcome this season in a victory. ULM's seven turnovers against the Jaguars were tied for its fewest in a game this season, it also had seven vs. ASU Thursday
- Against Troy, the Warhawks shot over 80 percent from the free throw line for the first time this season (14-for-17, .824). ULM also outscored Troy 21-5 off the bench
- The Warhawks opened league play with back-to-back overtime games for the first time in school history. ULM is 2-1 in overtime this season, and ULM head coach Keith Richard is 17-8 in his career
- The Warhawks played the eighth toughest non-conference schedule in the country, according to cbssports.com. ULM's opponents went a combined 71-30 in non-conference play as the Warhawks took on a pair of top-5 opponents
- ULM went 36 days inbetween its first two losses on the season. It was its longest stretch without a loss since 1993-94 when they went from Jan. 18 - Feb. 28 between defeats
- After defeating Thomas (Ga.) on Dec. 9, the Warhawks won three consecutive games for the first time since 2007-08. They got off to a 3-1 start on the season for the first time since 2004-05
- The Warhawks trailed Northwestern State by 18 in the second half before mounting their biggest comeback of the season on Nov. 21
- In ULM's home opener, it thumped Samford 86-52 on Nov. 18 and was up by 41 at one point in the second half. The 34-point win was the largest margin of victory for ULM since a 97-43 win over Union College (Ky.) on Jan. 3, 2009. It was ULM's most lop-sided score over a Division I program since Feb. 3, 2000 when it defeated Lamar 95-58
- Junior Marvin Williams posted a game-high 19 points against No. 5 Kansas in the season opener, outscoring Andrew Wiggins who was named Preseason National Player of the Year by cbssports.com. Williams went 8-for-13 from the field and grabbed a team-high six rebounds in 24 minutes. Wiggins scored 16.
- ULM earned the 2012-13 SBC team academic award and was one of 21 NCAA Division I men's basketball programs to earn Team Academic Excellence Awards from the National Association of Basketball Coaches
- The Warhawks carry a full scholarship roster for the first time under head coach Keith Richard after inheriting APR penalties. Richard is in his fourth season with the program
- ULM is without senior Amos Olatayo for the rest of the season after an ACL injury against WKU on Jan. 23. Olatayo was second on the team in scoring (13.2 ppg) and rebounding (5.3 rpg). He had 11 double-figure scoring games including three 20-plus games and one 30-point performance



Warhawks Men's Basketball

University of Louisiana at Monroe



Numerical Roster

No.	Player	Pos.	Ht.	Wt.	Cl.	Hometown (Previous School)
0	Marvin Williams	F/C	6-8	245	JR	Memphis, Tenn. (NW Florida State College)
1	Jayon James	F	6-6	225	SR	Paterson, N.J. (Lamar State-Port Arthur)
2	DeMondre Harvey	F	6-7	210	SO	Minden, La. (Pearl River CC)
3	Marcelis Hansberry	G	6-0	185	SR	Jackson, Miss. (Provine HS)
4	RJ McCray	G	6-2	190	SR	Arlington, Texas (Grace Prep Academy)
10	Amos Olatayo	G	6-4	200	SR	Houston, Texas (Navarro College)
11	Nick Coppola	G	5-11	195	FR	Richmond, Va. (Benedictine Prep)
12	Tylor Ongwae	F	6-7	205	JR	Eldoret, Kenya (Ranger College)
13	Chinedu Amajoyi	G	6-3	195	JR	Rancho Cucamonga, Calif. (Kilgore College)
15	Kyle Koszuta	G	6-2	190	SO	Niceville, Fla. (Niceville HS)
20	Evan Sims	F/C	6-8	235	JR	Houston, Texas (Lamar State-Port Arthur)
22	Lance Richard	G	5-10	170	FR	Monroe, La. (Sterlington HS)
23	Millaun Brown	F/C	6-7	230	SR	Gunnison, Miss. (East Mississippi CC)
33	Daniel Grieves	G/F	6-6	210	SO	Bay St. Louis, Miss. (Pearl River CC)
34	Leon Carswell II	F	6-3	210	JR	Bossier City, La. (Airline HS)
35	Colten Ponder	F	6-5	215	SO	Shreveport, La. (Calvary Baptist HS)

COACHING STAFF

Head Coach: Keith Richard (ULM '82)

Assistant Coach: Ryan Cross (Buffalo '95)

Assistant Coach: Lonnie Cooper (Louisiana Tech '99)

Assistant Coach J.A. Anglin (LSU Shreveport '10)

Coordinator of Basketball Operations: Wyatt Hodges

PRONUNCIATION

Keith/Lance RICHARD Ree-CHARD

MILLAUN Brown Mih-LAHN

JAYON James Jay-AHN

AMOS OLATAYO AIM-uhs Ole-ah-tay-O

CHINEDU AMAJOYI Chin-ih-due Om-uh-joy

TYLOR ONGWAE

Kyle KOSZUTA

Nick COPPOLA

Tie-ler Ong-why

Kus-zoo-tuh

Cup-oh-luh

BY CLASS

Seniors (5).....Millaun Brown
Marcelis Hansberry
Jayon James
R.J. McCray
Amos Olatayo
 Juniors (5).....Chinedu Amajoyi
Leon Carswell
Tylor Ongwae
Evan Sims
Marvin Williams
 Sophomores (4)Daniel Grieves
DeMondre Harvey
Kyle Koszuta
Colten Ponder
 Freshmen (2).....Nick Coppola
Lance Richard

BY POSITION

Guards.....Chinedu Amajoyi
Nick Coppola
Marcelis Hansberry
Kyle Koszuta
RJ McCray
Amos Olatayo
Lance Richard
 Guard/FowardDaniel Grieves
 ForwardsLeon Carswell
DeMondre Harvey
Jayon James
Tylor Ongwae
Colten Ponder
 Forward/CenterMillaun Brown
Evan Sims
Marvin Williams

BY STATE/COUNTRY

California.....Chinedu Amajoyi
 Florida.....Kyle Koszuta
 KenyaTylor Ongwae
 Louisiana.....Leon Carswell
DeMondre Harvey
Colten Ponder
Lance Richard
 Mississippi.....Millaun Brown
Daniel Grieves
Marcelis Hansberry
 New JerseyJayon James
 TennesseeMarvin Williams
 TexasR.J. McCray
Amos Olatayo
Evan Sims
 VirginiaNick Coppola

WE ARE ULM

12 REGULAR SEASON CHAMPIONSHIPS

1961-62 - Gulf States Conference
 1964-65 - Gulf States Conference
 1978-79 - Atlantic Sun Conference
 1979-80 - Atlantic Sun Conference
 1985-86 - Southland Conference
 1989-90 - Southland Conference
 1990-91 - Southland Conference
 1992-93 - Southland Conference
 1993-94 - Southland Conference
 1995-96 - Southland Conference
 1996-97 - Southland Conference
 2006-07 - Sun Belt Conference West Division

NINE POST-SEASON APPEARANCES

1978-79 - NIT
 1981-82 - NCAA Tournament
 1985-86 - NCAA Tournament
 1987-88 - NIT
 1989-90 - NCAA Tournament
 1990-91 - NCAA Tournament
 1991-92 - NCAA Tournament
 1992-93 - NCAA Tournament
 1995-96 - NCAA Tournament

EIGHT TOURNAMENT CHAMPIONSHIPS

1978-79 - Atlantic Sun Conference
 1981-82 - Atlantic Sun Conference
 1985-86 - Southland Conference
 1989-90 - Southland Conference
 1990-91 - Southland Conference
 1991-92 - Southland Conference
 1992-93 - Southland Conference
 1995-96 - Southland Conference



Warhawks Men's Basketball

University of Louisiana at Monroe



ULM Quick Facts

Location _____ Monroe, La.
Enrollment _____ 8,858
Founded _____ 1931
Nickname/Mascot _____ Warhawks/Ace
Colors _____ Maroon & Gold
President _____ Dr. Nick Bruno
Director of Athletics _____ Brian Wickstrom
Conference _____ Sun Belt
Affiliation _____ NCAA Division I
All-Time Record _____ 906-804 (62nd season)
Winning Seasons _____ 38 (20+ wins 10 times)
Home Venue _____ Fant-Ewing Coliseum (7000)
Playing Surface _____ Maple
Opened _____ 1971
Press Row Phone _____ 318-342-6920

Head Coach _____ Keith Richard
Record at ULM _____ 21-82 (fourth year)
Career Record _____ 171-199 (13th year)
Assistant Coach _____ Ryan Cross
Assistant Coach _____ Lonnie Cooper
Assistant Coach _____ J.A. Anglin
Coordinator of MBB Ops. _____ Wyatt Hodges
Athletic Trainer _____ Jeremy Teblum
Strength Coach _____ Brian Seitz

Website _____ www.ulmwarhawks.com
Facebook _____ www.facebook.com/warhawks
Twitter _____ @ULM_MBB

Scouting the Ragin' Cajuns

The Ragin' Cajuns (12-9, 3-5 SBC) are looking to snap a three-game skid against the Warhawks on Saturday. It fell to UALR in its last outing on Thursday 80-69 on the road. Elfrid Payton led the team with 20 points and five rebounds. Shawn Long, who won Sun Belt Conference Freshman of the Year last season, did not play in the contest.

The Cajuns are 8-2 at home this season, but lost the last two against Georgia State (77-70) and WKU (79-70).

On the season, UL-L leads the league in scoring offense with 81.6 points per game. Long and Payton are second and third in the conference in scoring with 20.2 and 19.6 points per game, respectively. Long is also the league's leading rebounder with 10.9 rpg, while Payton is at the top in assists with 6.0 apg.

Kasey Shepherd, who leads the league in three-point field goal percentage at .542 (20-for-26), will not play in the contest and is out indefinitely.

UL-L head coach Bob Marlin is in his fourth season with the team and carries a 52-55 record. The 1981 Mississippi State graduate is 400-221 in his 21 years of coaching. He spent his first three seasons at ULL re-building the foundation of the program and is looking to set the tone for the future.

In his first two seasons at UL-Lafayette, Marlin guided the Cajuns to a 30-31 record, including 21 Sun Belt Conference victories, the second-highest total in the league during that period. ULL went 16-16 in 2011-12, the most wins in for the Cajuns since 2002-03, advancing to the CollegeInsider.com Tournament. It marked the first post-season appearance for the Cajuns since 2003 and the first played on campus since 1985.

Sun Belt Conference Preseason Coaches Poll

1. WKU - 91 (5)
2. South Alabama - 78 (2)
3. Arkansas State - 74
- T-4. Georgia State - 73 (2)
- T-4. UL-Lafayette - 73 (1)
6. UALR - 48
7. UT Arlington - 36
8. Texas State - 34
9. Troy - 26
10. ULM - 17

Jayon James

- Preseason SBC
All-Conference
Third-Team

- CSM Preseason
All-SBC
Third-Team

Amos Olatayo

- CSM Preseason
All-SBC
Third-Team

All-Time Series History

vs. UL-Lafayette

UL-Lafayette leads 23-45

At ULM: UL-L leads 17-16

At UL-L: UL-L leads 27-5

On Neutral Courts: UL-L leads 2-1

2013-14 NON-CONFERENCE STRENGTH OF SCHEDULE RANKINGS

according to cbssports.com (1/1/14)

RK	School	SOS	Opp. Winning %
1.	New Orleans	.6951	.7669
2.	Kansas	.6840	.7500
3.	Long Beach State	.6443	.7166
4.	BYU	.6323	.6949
5.	Massachusetts	.6262	.6574
6.	Eastern Michigan	.6192	.6448
7.	Colorado	.6162	.6597
8.	ULM	.6152	.6744
9.	Alabama	.6142	.6468
10.	Oakland	.6130	.6585

RICHARD VS. 2013-14 OPPONENTS

Arkansas State6-8
Georgia State0-1
Kansas0-1
Louisiana Tech0-4
UL-Lafayette 7-11
LSU0-2
Northwestern State2-1
Ohio State0-1
Ole Miss0-2
Samford1-0
South Alabama5-5
Texas-Arlington0-1
Texas State0-1
Thomas1-0
Troy1-4
UALR7-6
WKU5-8



Warhawks Men's Basketball

University of Louisiana at Monroe



In ULM's Last Outing...

ULM Downs Arkansas State 72-65

MONROE, La. -- Tied 33-33 at halftime, the ULM men's basketball program took control early in the second half and closed out a 72-65 victory over Arkansas State on Thursday evening at Fant-Ewing Coliseum.

ULM (7-9, 4-4 SBC) had four double-figure scorers including junior Tylor Ongwae who neared a double-double with 17 points and nine rebounds in 40 minutes. Junior Marvin Williams poured in 16 points and grabbed six rebounds.

Freshman Nick Coppola tallied a career-high 12 points and dished out seven assists in 40 minutes. Junior Chinedu Amajoyi also recorded a career-high with 10 points, all of which came from the free throw line where he went 10-for-12. Senior Jayon James registered nine points, seven rebounds and three blocks.

It was even at halftime when a tip-in and lay-up by Williams put the Warhawks ahead 41-35 early in the second half. ASU (11-8, 4-4 SBC) cut it to a 42-41 game when ULM responded with a 7-0 spurt that included a deep three-pointer by Coppola to go up 49-41 with 13:22 left.

Arkansas State came within two, 51-49, at the 10:06 mark when the Warhawks used another 7-0 run capped off by a dunk by Williams after a nice pass by James with 7:20 to go. ULM had an answer for each of ASU's baskets down the stretch and took its biggest lead of the game at 66-56 with 1:01 remaining.

A three-pointer by ASU's Ed Townsel made it a 70-65 game with 15 seconds remaining, but made free throws by Amajoyi kept the Red Wolves at a distance.

Melvin Johnson III led ASU with 27 points and eight rebounds. He went 6-for-11 from the three-point line. Kirk Van Slyke also reached double-figures with 15 points.

The Red Wolves scored the first five points of the game, but ULM quickly knotted it 8-8 after a back-to-back lay-ins by Williams at the 14:45 mark of the first half. After ASU got the next basket, the Warhawks used a 7-0 run to go up 15-10 with 12:21 left. A fast-break lay-up by Ongwae extended ULM's lead to 23-17, forcing the Red Wolves to call timeout with 8:16 to go.

Still leading 25-22, ASU used a 6-0 run to re-gain the lead as ULM called timeout with 4:06 left. Sophomore Daniel Grieves came in as a spark off the bench and hit back-to-back three-pointers to put the Warhawks back ahead, 28-25. The Red Wolves were able to level it on their last possession of the half, 33-33, on a jumper by Johnson III.

Official Basketball Box Score -- Game Totals -- Final Statistics

Arkansas State vs ULM

01/30/14 7:00 PM CST at Fant-Ewing Coliseum; Monroe, Louisiana

Arkansas State 65 • 11-8, 4-4

Arkansas State 65 - 11 - 4

#	Player	Total		3-Ptr		Rebounds			PF	TP	A	TO	Blk	Stl	Min
		FG-FGA	FG-FGA	FG-FTA	Off	Def	Tot								
01	Dickerson, Rakeem	* 1-3	1-1	1-2	2	2	4	4	4	5	2	0	0	21	
20	Slyke, Kirk Van	* 6-11	1-2	2-3	1	2	3	1	15	1	1	0	1	40	
24	Townsel, Ed	* 1-6	1-4	0-0	1	1	2	1	3	4	2	0	0	19	
31	Johnson III, Melvin	* 7-14	6-11	7-9	0	8	8	3	27	1	3	0	1	37	
40	Washington, Kendrick	* 4-7	0-0	0-0	3	2	5	5	8	0	3	1	1	32	
00	Golden, Cameron	2-7	2-5	2-2	0	4	4	4	8	5	2	1	1	29	
03	Reed, Brandon	0-3	0-1	0-1	0	1	1	1	0	1	0	0	0	15	
14	Downs, Kelvin	0-0	0-0	0-0	0	0	0	0	0	0	1	0	0	1	
34	Kisler, Seth	0-0	0-0	0-0	0	0	0	0	0	0	0	0	0	6	
Team					1	1	2								
Totals		21-51	11-24	12-17	8	21	29	19	65	17	14	2	4	200	

FG % 1st Half: 12-25 48.0% 2nd half: 9-26 34.6% Game: 21-51 41.2% Deadball Rebounds 4,1
3FG % 1st Half: 5-10 50.0% 2nd half: 6-14 42.9% Game: 11-24 45.8%
FT % 1st Half: 4-5 80.0% 2nd half: 8-12 66.7% Game: 12-17 70.6%

ULM 72 • 7-9, 4-4

#	Player	Total		3-Ptr		Rebounds			PF	TP	A	TO	Blk	Stl	Min
		FG-FGA	FG-FGA	FT-FTA	Off	Def	Total								
01	James, Jayon	*	4-11	0-1	1-4	2	5	7	2	9	7	3	3	1	39
02	Harvey, DeMondre	*	1-1	0-0	0-0	0	0	0	2	2	0	0	0	0	3
11	Coppola, Nick	*	4-7	2-3	2-2	2	2	4	1	12	7	2	0	1	40
12	Ongwae, Tylor	*	6-16	0-2	5-7	2	7	9	4	17	1	0	1	2	40
13	Amajoyi, Chinedu	*	0-1	0-0	10-12	0	5	5	2	10	0	0	0	1	29
00	Williams, Marvin		8-13	0-0	0-0	3	3	6	3	16	0	0	2	1	23
04	McCray, RJ		0-0	0-0	0-0	0	0	0	3	0	0	0	0	0	12
20	Sims, Evan		0-0	0-0	0-0	0	0	0	0	0	0	1	0	0	4
33	Grieves, Daniel		2-5	2-5	0-0	0	1	1	1	6	0	0	1	0	10
Team						1	0	1				1			
Totals			25-54	4-11	18-25	10	23	33	18	72	15	7	7	6	200

FG % 1st Half: 14-30 46.7% 2nd half: 11-24 45.8% Game: 25-54 46.3% Deadball Rebounds 4
3FG % 1st Half: 2-6 33.3% 2nd half: 2-5 40.0% Game: 4-11 36.4%
FT % 1st Half: 3-3 100.0 2nd half: 15-22 68.2% Game: 18-25 72.0%

Officials: R-Pat Adams, U1-Sean Casey, U2-Randy Heimerman
Technical fouls: Arkansas State-None. ULM-None.

Attendance: 1186

Score by periods	1st	2nd	Total
Arkansas State	33	32	65
ULM	33	39	72

Points	In	Off	2nd	Fast	Bench
ASU	10	6	9	0	8
ULM	40	17	10	0	22

Last FG - ASU 2nd-00:15, ULM 2nd-01:48.
Largest lead - ASU by 5 1st-18:03, ULM by 10 2nd-01:48.

Score tied - 6 times.
Lead changed - 5 times.

HOME COURT ADVANTAGE

388-167 All-Time in Fant-Ewing Coliseum

ULM RECORDS IN FANT-EWING

Year	Games	Record	Pct.	Avg. Attend.
1971-72	10	6-4	.600	4,190
1972-73	11	8-3	.727	3,232
1973-74	11	8-3	.727	3,250
1974-75	12	11-1	.917	3,454
1975-76	13	10-3	.769	5,451
1976-77	13	9-4	.692	5,073
1977-78	13	10-3	.769	4,459
1978-79	16	15-1	.937	5,215
1979-80	14	10-4	.714	3,678
1980-81	16	8-8	.500	3,067
1981-82	16	13-3	.812	3,808
1982-83	14	12-2	.857	2,946
1983-84	16	11-5	.688	2,098
1984-85	13	9-4	.692	2,380
1985-86	15	14-1	.933	2,114
1986-87	13	8-5	.615	2,582
1987-88	12	10-2	.833	2,582
1988-89	12	8-4	.667	2,861
1989-90	14	13-1	.928	2,949
1990-91	14	14-0	1.000	3,327
1991-92	12	9-3	.750	2,710
1992-93	14	14-0	1.000	3,892
1993-94	14	10-4	.714	3,351
1994-95	12	9-3	.750	3,619
1995-96	11	8-3	.727	2,182
1996-97	12	9-3	.750	1,822
1997-98	11	7-4	.636	1,301
1998-99	11	7-4	.636	1,913
1999-00	14	11-3	.786	2,003
2000-01	13	9-4	.692	935
2001-02	12	12-0	1.000	3,437
2002-03	12	7-5	.583	1,412
2003-04	13	9-4	.692	1,624
2004-05	13	6-7	.462	1,296
2005-06	13	8-5	.615	793
2006-07	14	14-0	1.000	1,952
2007-08	12	5-7	.417	1,338
2008-09	14	8-6	.571	907
2009-10	14	8-6	.571	1,398
2010-11	13	4-9	.308	1,400
2011-12	13	0-13	.000	1,438
2012-13	12	3-9	.250	1,255
2013-14	8	4-4	.500	1,700
TOTALS	555	388-167	.699	



Warhawks Men's Basketball

University of Louisiana at Monroe



Number of times in 2013-14 a ULM student-athlete has led the team in...

Points	Marvin Williams	1	Blocks	Tylor Ongwae	5
Tylor Ongwae	10		Amos Olatayo	4	
Amos Olatayo	3	Free Throws Made	DeMondre Harvey	4	
Marvin Williams	2	Tylor Ongwae	Marvin Williams	3	
Jayon James	1	Jayon James	Jayon James	3	
		Amos Olatayo	Millaun Brown	1	
Rebounds	Chinedu Amajoyi	1	Evan Sims	1	
Jayon James	5	Nick Coppola			
Tylor Ongwae	5	Kyle Koszuta			
Amos Olatayo	3	R.J. McCray			
Marvin Williams	3		Steals	Jayon James	7
DeMondre Harvey	2	Free Throw Attempts	Tylor Ongwae	7	
Nick Coppola	1	Jayon James	Nick Coppola	4	
		Tylor Ongwae	Amos Olatayo	3	
Assists	Amos Olatayo	3	R.J. McCray	3	
Jayon James	10	Nick Coppola	DeMondre Harvey	2	
Nick Coppola	8	Chinedu Amajoyi	Kyle Koszuta	2	
Kyle Koszuta	2	R.J. McCray	Chinedu Amajoyi	2	
R.J. McCray	2		Evan Sims	1	
Daniel Grieves	1	3FG Made			
Tylor Ongwae	1	Daniel Grieves	9	Minutes	
		Amos Olatayo	7	Nick Coppola	7
Field Goals Made	Tylor Ongwae	5	Tylor Ongwae	6	
Tylor Ongwae	10	Kyle Koszuta	3	Jayon James	4
Amos Olatayo	4	Nick Coppola	2	Amos Olatayo	2
Marvin Williams	3	R.J. McCray	1	Daniel Grieves	1
Jayon James	1		Kyle Koszuta	1	
		3FG Attempts	R.J. McCray	1	
Field Goal Attempts	Daniel Grieves	9			
Tylor Ongwae	10	Amos Olatayo	7		
Amos Olatayo	4	Nick Coppola	1		
Daniel Grieves	1	Kyle Koszuta	1		

Note: If multiple student-athletes tie in a category in a single game, they all receive credit for leading the team

Double-Doubles

2013-14 Season

Tylor Ongwae (2)
27 pt, 11 reb vs. ULL (1/4/14)
27 pt, 10 reb vs. GSU (1/25/14)

Jayon James (1)

16 pt, 12 reb vs. ULL (1/4/14)

Marvin Williams (1)

13 pt, 10 reb at NSU (11/21/13)

Career

Jayon James (6)

10 pt, 12 reb vs SLU (12/10/12)

26 pt, 10 reb vs FAU (12/12/12)

11 pt, 12 reb vs SU (12/13/12)

19 pt, 10 reb at NT (1/5/13)

11 pt, 15 ast at FIU (2/2/13)

16 pt, 12 reb vs. ULL (1/4/14)

Individual Career Totals for Returning Student-Athletes

Only includes statistics at ULM

Points

A. Olatayo	549
J. James	413
M. Hansberry	390
R.J. McCray	384
M. Brown	187
K. Koszuta	132

Steals

R.J. McCray	58
J. James	57
M. Hansberry	46
A. Olatayo	46
K. Koszuta	31
M. Brown	27

Field Goals M-A

A. Olatayo	238-517
J. James	160-364
M. Hansberry	142-353
R.J. McCray	137-330
M. Brown	82-148
K. Koszuta	43-121

Free Throws M-A

A. Olatayo	99-170
J. James	89-177
R.J. McCray	80-124
M. Hansberry	80-124
M. Brown	21-53
K. Koszuta	15-24

Rebounds

J. James	263
A. Olatayo	207
M. Brown	175
R.J. McCray	145
M. Hansberry	137
K. Koszuta	33

Three-Pointers M-A

A. Olatayo	44-148
K. Koszuta	31-82
R.J. McCray	30-92
M. Hansberry	26-107
J. James	4-34

Assists

J. James	207
R.J. McCray	120
M. Hansberry	110
K. Koszuta	54
A. Olatayo	31
M. Brown	14

Games/Starts

R.J. McCray	89/35
M. Hansberry	71/28
J. James	43/41
K. Koszuta	41/2
M. Brown	38/25
A. Olatayo	37/30

Blocks

J. James	18
A. Olatayo	17
R.J. McCray	14
M. Brown	10
M. Hansberry	2

Minutes

R.J. McCray	1778
J. James	1447
M. Hansberry	1387
A. Olatayo	1101
M. Brown	877
K. Koszuta	572

Double-Figures and Categorical Highs

Double-Figures	Season 10+ Points	Season 10+ Rebs	Season 10+ Asts
Tylor Ongwae	14 times (20+ 6 times)	2 times	
Amos Olatayo	11 times (20+ 3 times)		
Jayon James	8 times	2 times	
Marvin Williams	5 times	1 time	
Nick Coppola	4 times		
Daniel Grieves	3 times		
DeMondre Harvey	1 time		
R.J. McCray	1 time		
Chinedu Amajoyi	1 time		

Double-Figures	Career 10+ Points	Career 10+ Rebs	Career 10+ Asts
Amos Olatayo	28 times (20+ 12 times)	1 time	
Jayon James	21 times (20+ 1 time)	8 times	2 times
Marcelis Hansberry	15 times (20+ 1 time)		
Tylor Ongwae	14 times (20+ 6 times)	2 times	
R.J. McCray	12 times		
Millaun Brown	5 times (20+ 1 time)	1 time	
Marvin Williams	5 times	1 time	
Nick Coppola	4 times		
Kyle Koszuta	3 times		
Daniel Grieves	3 times		
DeMondre Harvey	1 time		
Chinedu Amajoyi	1 time		

Single-Game Categorical Highs 2013-14

Points	Amos Olatayo - 30, at NSU
Field Goals Made	Amos Olatayo/Tylor Ongwae - 11 (Olatayo at NSU) (Ongwae vs ULL)
3FG Made	Amos Olatayo/Tylor Ongwae - 4 (Both at UTA)
Free Throws Made	Chinedu Amajoyi - 10 (vs. Arkansas State)
Rebounds	Jayon James - 12 (vs. UL-Lafayette)
Assists	Jayon James - 9 (at UTA)
Steals	Tylor Ongwae - 4 (vs. Thomas)
Blocks	Amos Olatayo - 5 (vs. UL-Lafayette)



Warhawks Men's Basketball

University of Louisiana at Monroe



The Last Time ULM...

Scored 100 or more points
Scored 90 or more points
Scored 80 or more points
Scored fewer than 40 points
Held an opponent to under 50 points
Held an opponent to under 40 points
Won by 30 or more points
Won by 40 or more points
Won by 50 or more points
Won by 60 or more points
Had four double-digit scorers
Had five double-digit scorers
Had no double-digit scorers
Had 20 or more assists
Had fewer than 10 assists
Had 10 or more blocks
Had 10 or more steals
Had 20 or more turnovers
Had fewer than 10 turnovers
Made 30 or more field goals
Made 40 or more field goals
Made 50 or more field goals
Shot over 50 pct from field
Shot over 60 pct from field
Shot less than 20 pct from field
Made 10 or more 3-pointers
Made 15 or more 3-pointers
Shot over 50 pct from 3FG
Shot over 60 pct from 3FG
Shot less than 20 pct from 3FG
Made 20 or more free throws
Made 30 or more free throws
Shot over 80 pct free throws
Shot over 90 pct free throws
Won on a buzzer beater
Lost on a buzzer beater
Won on the last possession
Lost on the last possession
Won in overtime
Won in double overtime
Won in triple overtime
Had two double-doubles in one game
Had two 20+ scorers in one game

105, vs. UL-Lafayette (1/4/2014)
105, vs. UL-Lafayette (1/4/2014)
105, vs. UL-Lafayette (1/4/2014)
36, vs. Texas State (1/11/2014)
46, vs. Centenary (12/11/2010)
37, vs. LeTourneau (11/25/1991)
34, vs. Samford (11/18/2013)
54, vs. Union College (1/3/2009)
54, vs. Union College (1/3/2009)
63, vs. LeTourneau (11/25/1991)
vs. Arkansas State (1/30/2014)
vs. UL-Lafayette (1/4/2014)
at No. 3 Ohio State (12/27/2013)
20, at FIU (2/2/2013)
7, vs. Texas State (1/11/2014)
11, vs. UL-Lafayette (1/4/2014)
10, at LSU (12/14/2013)
20, vs. Thomas (12/9/2013)
7, vs. Arkansas State (1/30/2014)
33, at UT Arlington (1/9/2014)
41, vs. Texas College (12/22/2003)
51, vs. Georgia Southern (2/8/1979)
.520 (26-50), at Troy (1/16/2014)
.620 (31-50), at Nicholls State (11/28/2011)
.185 (10-54) at No. 3 Ohio State (12/27/2013)
10, at UT Arlington (1/9/2014)
15, vs. Middle Tennessee (1/24/2008)
.643 (9-14), at Troy (1/16/2014)
.643 (9-14), at Troy (1/16/2014)
.190 (4-21), vs. Georgia State (1/25/2014)
24, vs. UL-Lafayette (1/4/2014)
30, vs. Troy (12/31/2009)
.824 (14-17), at Troy (1/16/2014)
1.000 (5-5), at Texas A&M (12/10/2011)
W, 60-58, vs. SFA (Malcolm Thomas Jumper) (11/25/2008)
L, 76-73, at La. Tech (Kyle Gibson 3FG) (12/2/2009)
W, 65-64, vs. FAU (Trent Mackey 3FG, 8 secs) (12/29/2012)
L, 65-64, vs. SFA (Zac Downing 3FG, 4 secs) (11/23/2010)
W, 103-98 (2OT), vs. UL-Lafayette (1/4/2014)
W, 103-98 (2OT), vs. UL-Lafayette (1/4/2014)
W, 107-106 (3OT), at La. Tech (1/5/1970)
Tylor Ongwae & Jayon James, vs. UL-Lafayette (1/4/2014)
Tylor Ongwae (25) & Amos Olatayo (20), at UT Arlington (1/9/2014)

A ULM Player...

Had a double-double (pts-rbs)
Had a double-double (pts-asts)
Had a triple-double
Had 20 points or more
Had 30 points or more
Had 40 points or more
Had 50 points or more
Made 10 or more field goals
Made 15 or more field goals
Made five or more 3FG
Made 10 or more FT
Had 10 or more rebounds
Had 15 or more rebounds
Had 20 or more rebounds
Had 25 or more rebounds
Had 30 or more rebounds
Had 10 or more assists
Had 15 or more assists
Had five or more steals
Had 10 or more steals
Had five or more blocks
Had 10 or more blocks
Played 40 minutes or more

Tylor Ongwae (27 pts and 10 rebs) vs. Georgia State (1/25/2014)
Jayon James (11 pts and 15 asts), at FIU (2/2/2013)
Wojciech Mydra (11 pts, 10 rebs, 10 blks) vs. SHSU (1/24/2002)
Tylor Ongwae (27), vs. Georgia State (1/25/2014)
Amos Olatayo (30), at Northwestern State (11/21/2013)
Henry Steele (40), vs. Louisiana College (1/23/1971)
Glynn Saulters (51), vs. Nicholls State (1/1/1968)
Tylor Ongwae (10), vs. Georgia State (1/25/2014)
Mike Smith (15), vs. Houston (12/15/1999)
Trent Mackey (5), vs. North Texas (2/14/2013)
Chinedu Amajoyi (10-12), vs. Arkansas State (1/30/2014)
Tylor Ongwae (10), vs. Georgia State (1/25/2014)
Lance Brasher (17), vs. Middle Tennessee (1/24/2008)
DeAndre Alexander (20), vs. Lamar (3/2/2005)
Calvin Natt (25), vs. Miss. State (12/5/1978)
Calvin Natt (31) vs. Georgia Southern (12/29/1976)
Jayon James (10), vs. Arkansas State (2/16/2013)
Larry Saults (19), vs. Mississippi College (1/7/1970)
Jayon James (6), vs. WKU (3/8/2013)
Arthur Hayes (10), vs. McNeese State (1983)
Amos Olatayo (5), vs. UL-Lafayette (1/4/2014)
Wojciech Mydra (13), vs. UTSA (3/2/2002)
Nick Coppola & Tylor Ongwae (40), vs. Arkansas State (1/30/2014)

MISCELLANEOUS STATS 2013-14

Largest halftime lead

24, vs. Thomas, 46-22

Largest halftime deficit

21, at No. 3 OSU, 41-20

Largest halftime lead surrendered in a loss

None (have held three halftime leads)

Largest halftime deficit overcome in a win

7, at South Alabama, 34-27 (won 64-58)

Largest lead any time

41, vs. Samford, 84-43, 3:01 left 2H

Largest deficit any time

40, at No. 3 OSU, 71-31, 58 secs left 2H

Largest lead surrendered in a loss

7, vs. Georgia State (1/25/14)

Largest deficit overcome in a win

18, at Northwestern State (11/21/13)

Most points scored in a half

46, vs. Thomas, first half

Fewest points scored in a half

9, vs. Texas State, second half

Most points allowed in a half

48, vs. LA Tech, first half

Fewest points allowed in a half

22, vs. Thomas, first half

Largest Rebounding Advantage

+18, vs. Thomas, 41-23

Largest Rebounding Disadvantage

-12, at South Alabama, 46-34

Highest Plus Turnover Differential

+7, vs. Arkansas State, 14-7

Highest Minus Turnover Differential

-14, at NSU, 29-15

Most 3FG Made In a Game

10, at UT Arlington (10-23)

Most 3FG Allowed in a Game

13, at UT Arlington (13-29)



Warhawks Men's Basketball

University of Louisiana at Monroe



2013-14 ULM MEN'S BASKETBALL

Overall Stats

ULM Combined Team Statistics (as of Jan 31, 2014)

All games

RECORD:	OVERALL	HOME	AWAY	NEUTRAL
ALL GAMES	7-9	4-4	3-5	0-0
CONFERENCE	4-4	2-3	2-1	0-0
NON-CONFERENCE	3-5	2-1	1-4	0-0

#	Player	gp-gs	min	avg	Total		3-Point		F-Throw		Rebounds				pf	dq	a	to	blk	stl	pts	avg
					fg-fga	fg%	3fg-fga	3fg%	ft-fa	ft%	off	def	tot	avg								
12	Ongwae, Tylor	16-16	483	30.2	93-210	.443	16-54	.296	58-71	.817	28	59	87	5.4	41	2	22	25	14	17	260	16.3
10	Olatayo, Amos	14-11	392	28.0	68-150	.453	20-63	.317	29-51	.569	22	52	74	5.3	23	0	10	32	8	13	185	13.2
01	James, Jayon	16-15	480	30.0	60-117	.513	1-7	.143	38-66	.576	22	76	98	6.1	41	1	70	39	8	18	159	9.9
00	Williams, Marvin	14-11	325	23.2	53-109	.486	1-2	.500	13-22	.591	25	36	61	4.4	38	2	8	23	13	7	120	8.6
33	Grieves, Daniel	14-1	212	15.1	26-71	.366	20-58	.345	2-3	.667	5	17	22	1.6	25	0	5	6	1	4	74	5.3
11	Coppola, Nick	16-16	495	30.9	24-74	.324	9-23	.391	23-36	.639	8	40	48	3.0	28	0	61	36	0	8	80	5.0
04	McCray, RJ	12-1	183	15.3	14-43	.326	3-11	.273	15-20	.750	5	12	17	1.4	15	0	16	10	2	10	46	3.8
02	Harvey, DeMondre	16-4	226	14.1	21-40	.525	0-0	.000	8-18	.444	20	36	56	3.5	32	1	8	12	8	8	50	3.1
13	Amajoyi, Chinedu	11-4	122	11.1	6-15	.400	2-6	.333	15-20	.750	6	14	20	1.8	4	0	2	6	0	4	29	2.6
15	Koszuta, Kyle	14-0	160	11.4	11-38	.289	7-28	.250	2-6	.333	2	6	8	0.6	10	0	6	7	0	8	31	2.2
34	Carswell II, Leon	1-0	5	5.0	0-0	.000	0-0	.000	2-2	1.000	0	2	2	2.0	1	0	0	2	0	0	2	2.0
23	Brown, Millaun	11-0	135	12.3	8-18	.444	0-0	.000	4-11	.364	17	13	30	2.7	21	1	1	9	2	3	20	1.8
20	Sims, Evan	8-1	80	10.0	3-12	.250	0-1	.000	1-4	.250	3	6	9	1.1	16	1	2	6	2	1	7	0.9
35	Ponder, Colten	1-0	2	2.0	0-0	.000	0-0	.000	0-0	.000	0	0	0	0.0	0	0	0	0	0	0	0	0.0
Team											22	18	40				8					
Total.....		16	3300		387-897	.431	79-253	.312	210-330	.636	185	387	572	35.8	295	8	211	221	58	101	1063	66.4
Opponents.....		16	3300		395-907	.436	109-319	.342	228-337	.677	180	386	566	35.4	292	-	208	197	74	120	1127	70.4

TEAM STATISTICS	ULM	OPP
SCORING	1063	1127
Points per game	66.4	70.4
Scoring margin	-4.0	-
FIELD GOALS-ATT	387-897	395-907
Field goal pct	.431	.436
3 POINT FG-ATT	79-253	109-319
3-point FG pct	.312	.342
3-pt FG made per game	4.9	6.8
FREE THROWS-ATT	210-330	228-337
Free throw pct	.636	.677
F-Throws made per game	13.1	14.3
REBOUNDS	572	566
Rebounds per game	35.8	35.4
Rebounding margin	+0.4	-
ASSISTS	211	208
Assists per game	13.2	13.0
TURNOVERS	221	197
Turnovers per game	13.8	12.3
Turnover margin	-1.5	-
Assist/turnover ratio	1.0	1.1
STEALS	101	120
Steals per game	6.3	7.5
BLOCKS	58	74
Blocks per game	3.6	4.6
ATTENDANCE	13595	55416
Home games-Avg/Game	8-1699	8-6927
Neutral site-Avg/Game	-	0-0

Date	Opponent	Score	Att.
11/08/13	at Kansas	L 63-80	16300
11/18/13	SAMFORD	W 86-52	1503
11/21/13	at Northwestern State	Wot 84-80	1723
12/09/13	THOMAS	W 84-61	1001
12/14/13	at LSU	L 54-61	7623
12/18/13	at Ole Miss	L 62-75	5754
12/22/13	LOUISIANA TECH	L 61-83	4107
12/27/13	at Ohio State	L 31-71	18534
* 01/04/14	ULL	Wo2 103-98	1482
* 1/9/2014	at UT Arlington	Lot 79-83	1059
* 01/11/14	TEXAS STATE	L 36-61	1106
* 01/16/14	at Troy	W 75-64	2038
* 01/18/14	at South Alabama	W 64-58	2385
* 01/23/14	WKU	L 51-69	1528
* 01/25/14	GEORGIA STATE	L 58-66	1682
* 01/30/14	ARKANSAS STATE	W 72-65	1186

* - Conference game



SUN BELTTM
CONFERENCE

Score by Periods	1st	2nd	OT	OT2	Totals
ULM	502	514	29	18	1063
Opponents	543	542	29	13	1127



Warhawks Men's Basketball

University of Louisiana at Monroe



2013-14 ULM MEN'S BASKETBALL ULM Combined Team Statistics (as of Jan 31, 2014) Conference games

Conference Only

RECORD:	OVERALL	HOME	AWAY	NEUTRAL
ALL GAMES	4-4	2-3	2-1	0-0
CONFERENCE	4-4	2-3	2-1	0-0
NON-CONFERENCE	0-0	0-0	0-0	0-0

#	Player	gp-gs	min	avg	Total		3-Point		F-Throw		Rebounds											
					fg-fga	fg%	3fg-fga	3fg%	ft-fga	ft%	off	def	tot	avg	pf	dq	a	to	blk	stl	pts	avg
12	Ongwae,Tylor	8-8	295	36.9	59-133	.444	10-37	.270	32-39	.821	15	38	53	6.6	24	1	11	13	6	8	160	20.0
10	Olatayo,Amos	6-3	175	29.2	24-62	.387	9-34	.265	15-27	.556	8	22	30	5.0	7	0	4	14	6	5	72	12.0
01	James,Jayon	8-7	252	31.5	34-60	.567	1-5	.200	12-29	.414	10	35	45	5.6	21	1	41	21	5	8	81	10.1
00	Williams,Marvin	6-4	138	23.0	21-44	.477	0-0	.000	5-6	.833	12	15	27	4.5	14	0	4	6	8	3	47	7.8
33	Grievies,Daniel	6-1	105	17.5	14-38	.368	11-33	.333	2-2	1.000	3	8	11	1.8	11	0	1	0	1	2	41	6.8
11	Coppola,Nick	8-8	282	35.2	14-38	.368	7-13	.538	15-24	.625	5	22	27	3.4	17	0	28	14	0	5	50	6.3
13	Amajoyi,Chinedu	5-4	91	18.2	3-8	.375	2-4	.500	11-14	.786	3	10	13	2.6	3	0	2	3	0	3	19	3.8
04	McCray,RJ	4-0	72	18.0	4-15	.267	1-6	.167	5-8	.625	2	2	4	1.0	10	0	4	2	1	3	14	3.5
02	Harvey,DeMondre	8-4	120	15.0	13-22	.591	0-0	.000	2-7	.286	9	10	19	2.4	18	1	3	4	6	1	28	3.5
23	Brown,Millaun	3-0	50	16.7	4-7	.571	0-0	.000	1-7	.143	9	3	12	4.0	5	0	1	2	1	1	9	3.0
15	Koszuta,Kyle	6-0	53	8.8	3-11	.273	3-9	.333	2-6	.333	1	3	4	0.7	3	0	3	2	0	2	11	1.8
20	Sims,Evan	4-1	42	10.5	3-4	.750	0-0	.000	0-0	.000	1	2	3	0.8	8	1	1	1	1	1	6	1.5
Team											10	8	18				3					
Total.....		8	1675		196-442	.443	44-141	.312	102-169	.604	88	178	266	33.2	141	4	103	85	35	42	538	67.2
Opponents.....		8	1675		194-445	.436	62-165	.376	114-164	.695	97	191	288	36.0	149	-	101	91	29	47	564	70.5

TEAM STATISTICS	ULM	OPP
SCORING	538	564
Points per game	67.2	70.5
Scoring margin	-3.2	-
FIELD GOALS-ATT	196-442	194-445
Field goal pct	.443	.436
3 POINT FG-ATT	44-141	62-165
3-point FG pct	.312	.376
3-pt FG made per game	5.5	7.8
FREE THROWS-ATT	102-169	114-164
Free throw pct	.604	.695
F-Throws made per game	12.8	14.3
REBOUNDS	266	288
Rebounds per game	33.2	36.0
Rebounding margin	-2.7	-
ASSISTS	103	101
Assists per game	12.9	12.6
TURNOVERS	85	91
Turnovers per game	10.6	11.4
Turnover margin	+0.8	-
Assist/turnover ratio	1.2	1.1
STEALS	42	47
Steals per game	5.3	5.9
BLOCKS	35	29
Blocks per game	4.4	3.6
ATTENDANCE	6984	5482
Home games-Avg/Game	5-1397	3-1827
Neutral site-Avg/Game	-	0-0

Score by Periods	1st	2nd	OT	OT2	Totals
ULM	242	259	19	18	538
Opponents	260	268	23	13	564

Date	Opponent	Score	Att.
* 01/04/14	ULL	Wo2 103-98	1482
* 1/9/2014	at UT Arlington	Lot 79-83	1059
* 01/11/14	TEXAS STATE	L 36-61	1106
* 01/16/14	at Troy	W 75-64	2038
* 01/18/14	at South Alabama	W 64-58	2385
* 01/23/14	WKU	L 51-69	1528
* 01/25/14	GEORGIA STATE	L 58-66	1682
* 01/30/14	ARKANSAS STATE	W 72-65	1186

* - Conference game

Number of ULM Double-Figure Scorers by Game

Five Double-Figure Scorers (1)

vs. UL-L
(Ongwae/Olatayo/James/Williams/McCray)

Four Double-Figure Scorers (6)

vs. Samford (Olatayo/James/Ongwae/
Grievies)
at NSU (Olatayo/James/Williams/Ongwae)
vs. Thomas (Ongwae/Harvey/Williams/
James)
at Troy (Ongwae/James/Coppola/Olatayo)
at USA (Ongwae/Olatayo/Coppola/Grievies)
vs. ASU (Ongwae/Williams/Coppola/
Amajoyi)

Three Double-Figure Scorers (5)

at No. 5 Kansas (Williams/Olatayo/Coppola)
at LSU (Williams/Olatayo/Ongwae)
vs. LA Tech (Ongwae/James/Olatayo)
at UTA (Ongwae/Olatayo/James)
vs. GSU (Ongwae/James/Grievies)

Two Double-Figure Scorers (2)

at Ole Miss (Olatayo/Ongwae)
vs. WKU (Olatayo/Ongwae)

One Double-Figure Scorer (1)

vs. Texas State (Ongwae)

Zero Double-Figure Scorers (1)

at No. 3 Ohio State



	Season-High	Career-High
Pts	19, at KU (11/8/13)	19, at KU (11/8/13)
FG	8, two times	8, two times
3FG	1, vs. SAM (11/18/13)	1, vs. SAM (11/18/13)
FT	4, two times	4, two times
Ast	2, two times	2, two times
Reb	10, at NSU (11/21/13)	10, at NSU (11/21/13)
Blocks	3, two times	3, two times
Steals	1, six times	1, six times
Min	33, two times	33, two times

Totals	11	325	53-109/.486	1-2/.500	13-22/.591	25-36-61	38-2	8	23	13	10	120/8.6
--------	----	-----	-------------	----------	------------	----------	------	---	----	----	----	---------



	Season-High	Career-High
Pts	11, vs. Thom (12/9/13)	11, vs. Thom (12/9/13)
FG	4, vs. Thom (12/9/13)	4, vs. Thom (12/9/13)
3FG	N/A	N/A
FT	3, vs. Thom (12/9/13)	3, vs. Thom (12/9/13)
Ast	2, vs. LA Tech (12/22/13)	2, vs. LA Tech (12/22/13)
Reb	8, at Miss (12/18/13)	8, at Miss (12/18/13)
Blocks	2, two times	2, two times
Steals	2, vs. LA Tech (12/22/13)	2, vs. LA Tech (12/22/13)
Min	25, vs. WKU (1/23/14)	25, vs. WKU (1/23/14)

Totals	4	226	21-40/.525	0-0	8-18/.444	20-36-56	32-1	8	12	8	8	50/3.1
--------	---	-----	------------	-----	-----------	----------	------	---	----	---	---	--------



	Season-High	Career-High
Pts	17, at NSU (11/21/13)	26, vs. FAU (12/29/13)
FG	7, at UTA (1/9/14)	12, vs. FAU (12/29/13)
3FG	1, vs. TXST (1/11/14)	3, at UALR (12/1/12)
FT	9, at NSU (11/21/13)	9, at NSU (11/21/13)
Ast	9, at UTA (1/9/14)	15, at FAU (2/2/13)
Reb	12, vs. ULL (1/4/14)	12, three times
Blocks	3, vs. ASU (1/30/14)	3, two times
Steals	3, at Miss (12/13/13)	6, vs. WKU (3/8/13)
Min	39, vs. ASU (1/30/14)	42, vs. Troy (1/26/13)

Totals	15	480	60-117/.513	1-7	38-66/.576	22-76-98	41-1	70	39	8	18	159/9.9
--------	----	-----	-------------	-----	------------	----------	------	----	----	---	----	---------



	Season-High	Career-High
Pts	N/A	22, at UALR (2/4/12)
FG	N/A	7, at USA (1/17/13)
3FG	N/A	3, at UALR (2/4/12)
FT	N/A	5, at NT (2/16/12)
Ast	N/A	9, at USA (2/11/12)
Reb	N/A	9, at NT (2/16/12)
Blocks	N/A	1, two times
Steals	N/A	4, at USA (1/17/13)
Min	N/A	37, at FAU (1/31/13)

Totals	ACL Injury
--------	------------



4 R.J. McCray

Senior | Guard | 6-2 | 190

Arlington, Texas | Grace Prep Academy

	Season-High	Career-High
Pts	11, vs. ULL (1/4/14)	17, at SLU (12/10/12)
FG	3, two times	5, at NT (1/5/13)
3FG	1, three times	3, vs. Troy (1/26/13)
FT	5, vs. ULL (1/4/14)	6, vs. Southern (12/13/12)
Ast	5, at LSU (12/14/13)	7, vs. UALR (2/7/13)
Reb	5, at LSU (12/14/13)	5, at LSU (12/14/13)
Blocks	1, two times	2, at Tennessee (11/16/11)
Steals	2, three times	4, vs. WKU (12/29/11)
Min	24, at UTA (1/9/14)	42, at SLU (12/10/12)

Opponent	Date	GS	Min	FG-FGA/Pct.	3FG-FGA	FT-FTA/PCT	O-D-T	PF-FO	A	TO	Blk	Stl	Pts/Avg
Kansas	11/8/13		9	1-2/.500	0-0	3-4/.750	0-0-0	1-0	0	0	0	0	5/5.0
Samford	11/18/13		14	1-4/.250	0-2	3-3/1.000	0-1-1	0-0	2	0	0	2	5/5.0
NSU	11/21/13		11	1-3/.333	0-1	1-2/.500	0-0-0	0-0	0	1	0	0	3/4.3
Thomas	12/9/13		18	2-3/.667	0-0	0-0/.000	0-1-1	0-0	4	2	0	1	4/4.3
LSU	12/14/13		11	0-1/.000	0-0	2-2/1.000	2-3-5	2-0	5	1	0	2	2/3.8
Ole Miss	12/18/13		9	1-3/.333	0-0	1-1/.000	0-1-1	1-0	1	1	1	0	3/3.7
La. Tech	12/22/13	*	18	3-7/.429	1-1	0-0/.000	0-2-2	1-0	0	2	0	1	7/4.1
OSU	12/27/13		21	1-5/.200	1-1	0-0/.000	1-2-3	0-0	0	1	0	1	3/4.0
ULL	1/4/14		23	3-8/.375	0-2	5-8/.625	0-0-0	0-0	1	0	0	1	11/4.8
UTA	1/9/14		24	1-5/.200	1-2	0-0/.000	2-2-4	4-0	3	1	1	2	3/4.6
TX ST	1/11/14		13	0-2/.000	0-2	0-0/.000	0-0-0	3-0	0	1	0	0	0/4.2
Troy	1/16/14					DNP							
USA	1/18/14					DNP							
WKU	1/23/14					DNP							
GSU	1/25/14					DNP							
ASU	1/30/14		12	0-0/.000	0-0	0-0/.000	0-0-0	3-0	0	0	0	0	0/3.8
ULL													
TX ST													
UTA													
UALR													
GSU													
WKU													
USA													
Troy													
ASU													
UALR													
Totals		1	183	14-43/.326	3-11/.273	15-20/.750	5-12-17	15-0	16	10	2	10	49/3.8



11 Nick Coppola

Freshman | Guard | 5-11 | 195

Richmond, Va. | Benedictine Prep

	Season-High	Career-High
Pts	12, vs. ASU (1/30/14)	12, vs. ASU (1/30/14)
FG	4, vs. ASU (1/30/14)	4, vs. ASU (1/30/14)
3FG	2, two times	2, two times
FT	5, at KU (11/8/13)	5, at KU (11/8/13)
Ast	8, at NSU (11/21/13)	8, at NSU (11/21/13)
Reb	6, vs. WKU (1/23/14)	6, vs. WKU (1/23/14)
Blocks	N/A	N/A
Steals	2, two times	2, two times
Min	40, five times	40, five times

Opponent	Date	GS	Min	FG-FGA/Pct.	3FG-FGA	FT-FTA/PCT	O-D-T	PF-FO	A	TO	Blk	Stl	Pts/Avg
Kansas	11/8/13	*	31	2-5/.400	1-3	5-7/.714	0-3-3	0-0	2	2	0	0	10/10.0
Samford	11/18/13	*	26	2-5/.400	0-1	1-3/.333	0-3-3	2-0	6	0	0	0	5/7.5
NSU	11/21/13	*	34	1-5/.200	0-1	0-0/.000	0-2-2	3-0	8	7	0	2	2/5.7
Thomas	12/9/13	*	22	2-3/.667	1-1	2-2/1.000	0-3-3	0-0	3	5	0	0	7/6.0
LSU	12/14/13	*	29	0-3/.000	0-1	0-0/.000	0-2-2	2-0	4	2	0	0	0/4.8
Ole Miss	12/18/13	*	31	3-6/.500	0-1	0-0/.000	2-3-5	3-0	5	3	0	0	6/5.0
La. Tech	12/22/13	*	28	0-7/.000	0-1	0-0/.000	1-1-2	0-0	4	2	0	0	0/4.3
OSU	12/27/13	*	12	0-2/.000	0-1	0-0/.000	0-1-1	1-0	1	1	0	0	0/4.0
ULL	1/4/14	*	29	0-2/.000	0-0	4-7/.571	1-3-4	4-0	2	1	0	0	0/3.8
UTA	1/9/14	*	26	2-3/.667	0-1	0-0/.000	0-1-1	3-0	4	3	0	1	4/3.8
TX ST	1/11/14	*	27	1-4/.250	1-1	0-2/.000	1-2-3	0-0	2	1	0	2	3/3.7
Troy	1/16/14	*	40	3-7/.429	2-2	2-2/1.000	1-2-3	1-0	3	2	0	1	10/4.3
USA	1/18/14	*	40	3-7/.429	1-2	3-5/.600	0-3-3	3-0	3	1	0	0	10/4.7
WKU	1/23/14	*	40	0-2/.000	0-1	4-6/.667	0-6-6	1-0	5	1	0	1	4/4.6
GSU	1/25/14	*	40	1-6/.167	1-3	0-0/.000	0-3-3	4-0	2	3	0	0	3/4.5
ASU	1/30/14	*	40	4-7/.571	2-3	2-2/1.000	2-2-4	1-0	7	2	0	1	12/5.0
ULL													
TX ST													
UTA													
UALR													
GSU													
WKU													
USA													
Troy													
ASU													
UALR													
Totals		16	495	24-74/.324	9-23/.391	23-36/.639	8-40-48	28-0	61	36	0	8	80/5.0



10 Amos Olatayo

Senior | Guard | 6-4 | 200

Houston, Texas | Navarro College

	Season-High	Career-High
Pts	30, at NSU (11/21/13)	30, (previous) at FIU (2/2/13)
FG	11, at NSU (11/21/13)	12, at FIU (2/2/13)
3FG	4, at UTA (1/9/14)	4, at UTA (1/9/14)
FT	6, at NSU (11/21/13)	9, vs ULL (3/2/13)
Ast	3, vs. THOM (12/9/13)	4, vs. ULL (3/2/13)
Reb	9, at NSU (11/21/13)	11, at ASU (1/19/13)
Blocks	5, vs. ULL (1/4/14)	5, vs. ULL (1/4/14)
Steals	2, three times	4, vs. ULL (3/2/13)
Min	45, vs. ULL (1/4/14)	45, vs. ULL (1/4/14)

Opponent	Date	GS	Min	FG-FGA/Pct.	3FG-FGA	FT-FTA/PCT	O-D-T	PF-FO	A	TO	Blk	Stl	Pts/Avg
Kansas	11/8/13	*	33	5-10/.500	0-2	1-2/.500	1-2-3	3-0	2	4	0	1	11/11.0
Samford	11/18/13	*	25	10-13/.769	2-4	0-0/.000	2-2-4	1-0	0	2	1	1	22/16.5
NSU	11/21/13	*	37	11-13/.846	1-2	6-10/.600	2-7-9	4-0	0	6	0	2	30/21.0
Thomas	12/9/13	*	29	2-6/.333	1-4	2-2/1.000	1-4-5	1-0	3	1	0	0	7/17.5
LSU	12/14/13	*	28	4-13/.308	0-4	3-4/.750	1-7-8	2-0	0	1	1	1	11/16.2
Ole Miss	12/18/13	*	26	7-16/.438	2-5	1-4/.250	4-2-6	0-0	1	2	0	1	17/16.3
La. Tech	12/22/13	*	28	4-13/.308	3-6	0-0/.000	3-4-7	4-0	0	2	0	2	11/15.6
OSU	12/27/13	*	17	1-4/.250	1-2	1-2/.500	0-2-2	1-0	0	0	0	0	4/14.1
ULL	1/4/14	*	45	6-18/.333	2-9	2-4/.500	3-3-6	1-0	2	4	5	1	16/14.3
UTA	1/9/14	*	34	7-14/.500	4-9	2-2/1.000	1-7-8	1-0	0	2	0	1	20/14.9
TX ST	1/11/14	*	25	1-10/.100	0-6	2-3/.667	2-3-5	1-0	0	4	0	0	4/13.9
Troy	1/16/14	*	26	2-4/.500	2-3	4-6/.667	0-4-4	0-0	2	1	0	0	10/13.6
USA	1/18/14	*	23	4-7/.571	0-3	4-9/.444	0-4-4	2-0	0	2	0	2	12/13.5
WKU	1/23/14	*	22	4-9/.444	1-4	1-3/.333	2-1-3	2-0	0	1	1	1	10/13.2
GSU	1/25/14					DNP							
ASU	1/30/14					DNP							
ULL													
TX ST													
UTA													
UALR													
GSU													
WKU													
USA													
Troy													
ASU													
UALR													
Totals		11	392	68-150/.453	20-63/.317	29-51/.569	22-53-74	23-0	10	32	8	13	185/13.2



12 Tylor Ongwae

Junior | Forward | 6-7 | 205

Eldoret, Kenya | Ranger College

	Season-High	Career-High
Pts	27, two times	27, two times
FG	11, vs. ULL (1/4/14)	11, vs. ULL (1/4/14)
3FG	4, at UTA (1/9/14)	4, at UTA (1/9/14)
FT	9, vs. Thom (12/9/13)	9, vs. Thom (12/9/13)
Ast	4, vs. Thom (12/9/13)	4, vs. Thom (12/9/13)
Reb	11, vs. ULL (1/4/14)	11, vs. ULL (1/4/14)
Blocks	3, vs. ULL (1/4/14)	3, vs. ULL (1/4/14)
Steals	4, vs. Thom (12/9/13)	4, vs. Thom (12/9/13)
Min	46, vs. ULL (1/4/14)	46, vs. ULL (1/4/14)

Opponent	Date	GS	Min	FG-FGA/Pct.	3FG-FGA	FT-FTA/PCT	O-D-T	PF-FO	A	TO	Blk	Stl	Pts/Avg
Kansas	11/8/13	*	15	1-4/.250	0-2	2-2/1.000	1-1-2	5-1	3	1	0	1	4/4.0
Samford	11/18/13	*	25	5-11/.455	0-1	4-5/.800	3-2-5	0-0	3	1	1	2	14/9.0
NSU	11/21/13	*	29	3-6/.500	1-1	4-6/.667	0-5-5	4-0	1	5	2	0	11/9.7
Thomas	12/9/13	*	28	6-11/.545	1-3	9-10/.900	3-4-7	0-0	4	0	1	4	22/12.8
LSU	12/14/13	*	26	4-10/.400	0-0	4-4/1.000	1-2-3	2-0	0	1	0	2	12/12.6
Ole Miss	12/18/13	*	21	4-9/.444	2-4	2-2/1.000	0-2-2	2-0	0	2	2	0	12/12.5
La. Tech	12/22/13	*	35	9-19/.474	1-4	1-3/.333	2-3-5	3-0	0	2	2	0	20/13.6
OSU	12/27/13	*	13	2-7/.286	1-2	0-0/.000	3-2-5	1-0	0	0	0	0	5/12.5
ULL	1/4/14	*	46	11-21/.524	1-7	4-4/1.000	4-7-11	4-0	2	3	3	1	27/14.1
UTA	1/9/14	*	39	10-22/.455	4-8	1-3/.333	0-5-5	2-0	1	1	2	1	25/15.2
TX ST	1/11/14	*	29	5-11/.455	2-5	0-0/.000	1-2-3	1-0	1	1	0	0	12/14.9
Troy	1/16/14	*	25	7-15/.467	1-2	7-7/1.000	3-2-5	5-1	0	2	0	0	22/15.5
USA	1/18/14	*	40	6-20/.300	1-3	6-7/.857	1-3-4	0-0	2	2	0	3	19/15.8
WKU	1/23/14	*	38	4-12/.333	0-3	3-4/.750	2-4-6	4-0	1	1	0	0	11/15.4
GSU	1/25/14	*	38	10-16/.625	1-7	6-7/.857	2-8-10	4-0	3	3	0	1	27/16.2
ASU	1/30/14	*	40	6-16/.375	0-2	5-7/.714	2-7-9	4-0	1	0	1	2	17/16.3
ULL													
TX ST													
UTA													
UALR													
GSU													
WKU													
USA													
Troy													
ASU													
ULL													
TOTALS			16 483	93-210/.443	16-54/.296	58-71/.817	28-59-.87	41-2	22	25	14	17	260/16.3



13 Chinedu Amajoyi

Junior | Guard | 6-3 | 195
Rancho Cucamonga, Calif. | Kilgore College

	Season-High	Career-High
Pts	10, vs. ASU (1/30/14)	10, vs. ASU (1/30/14)
FG	2, two times	2, two times
3FG	1, two times	1, two times
FT	10, vs. ASU (1/30/14)	10, vs. ASU (1/30/14)
Ast	2, at Troy (1/16/14)	2, at Troy (1/16/14)
Reb	5, two times	5, two times
Blocks	N/A	N/A
Steals	2, vs. WKU (1/23/14)	2, vs. WKU (1/23/14)
Min	29, two times	29, two times

Opponent	Date	GS	Min	FG-FGA/Pct.	3FG-FGA	FT-FTA/PCT	O-D-T	PF-FO	A	TO	Blk	Stl	Pts/Avg
Kansas	11/8/13	3	0-0/0.000	0-0	0-0/0.000	0-0-0	1-0	0	0	0	0	0	0/0.0
Samford	11/18/13	6	2-3/667	0-1	2-4/500	2-0-2	0-0	0	0	0	0	0	6/3.0
NSU	11/21/13	3	1-2/500	0-1	0-0/0.000	0-0-0	0-0	0	0	0	0	0	2/2.7
Thomas	12/9/13	4	0-0/0.000	0-0	0-0/0.000	0-0-0	0-0	0	0	0	0	0	0/2.0
LSU	12/14/13				DNP								
Ole Miss	12/18/13	1	0-0/0.000	0-0	0-0/0.000	0-0-0	0-0	0	1	0	0	0	0/1.6
La. Tech	12/22/13				DNP								
OSU	12/27/13	14	0-2/0.000	0-0	2-2/1.000	1-4-5	0-0	0	2	0	1	1	2/1.7
ULL	1/4/14				DNP								
UTA	1/9/14				DNP								
TX ST	1/11/14	2	0-0/0.000	0-0	0-0/0.000	0-0-0	0-0	0	0	0	0	0	0/1.4
Troy	1/16/14	*	29	2-5/400	1-3	0-0/0.000	2-2-4	1-0	2	1	0	0	5/1.9
USA	1/18/14	*	15	1-2/500	1-1	0-0/0.000	0-1-1	0-0	0	0	0	0	3/2.0
WKU	1/23/14	*	16	0-0/0.000	0-0	1-2/500	1-2-3	0-0	0	2	0	2	1/1.9
GSU	1/25/14				DNP								
ASU	1/30/14	*	29	0-1/0.000	0-0	10-12/833	0-5-5	2-0	0	0	0	1	10/2.6
ULL													
TX ST													
UTA													
UALR													
GSU													
WKU													
USA													
Troy													
ASU													
UALR													
Totals		4	122	6-15/400	2-6	15-20/750	6-14-20	4-0	2	6	0	4	29/2.6



20 Evan Sims

Junior | Forward | 6-8 | 235
Houston, Texas | Lamar State-Port Arthur

	Season-High	Career-High
Pts	2, three times	2, three times
FG	1, three times	1, three times
3FG	N/A	N/A
FT	1, at KU (11/8/13)	1, at KU (11/8/13)
Ast	1, two times	1, two times
Reb	3, at KU (11/8/13)	3, at KU (11/8/13)
Blocks	1, two times	1, two times
Steals	1, at Troy (1/16/14)	1, at Troy (1/16/14)
Min	18, at USA (1/18/14)	18, at USA (1/18/14)

Opponent	Date	GS	Min	FG-FGA/Pct.	3FG-FGA	FT-FTA/PCT	O-D-T	PF-FO	A	TO	Blk	Stl	Pts/Avg
Kansas	11/8/13	12	0-2/0.000	0-0	1-4/250	0-3-3	4-0	1	1	0	0	0	1/1.0
Samford	11/18/13	7	0-1/0.000	0-0	0-0/0.000	0-1-1	1-0	0	1	0	0	0	0/0.5
NSU	11/21/13				DNP								
Thomas	12/9/13	4	0-1/0.000	0-0	0-0/0.000	0-0-0	1-0	0	1	0	0	0	0/0.3
LSU	12/14/13				DNP								
Ole Miss	12/18/13				DNP								
La. Tech	12/22/13				DNP								
OSU	12/27/13	15	0-4/0.000	0-1	0-0/0.000	2-0-2	2-0	0	2	1	0	0	0/0.3
ULL	1/4/14				DNP								
UTA	1/9/14				DNP								
TX ST	1/11/14				DNP								
Troy	1/16/14	8	1-1/1.000	0-0	0-0/0.000	1-0-1	1-0	0	0	0	0	1	2/0.6
USA	1/18/14	18	1-1/1.000	0-0	0-0/0.000	0-2-2	5-1	1	0	1	0	0	2/0.8
WKU	1/23/14	*	12	1-2/500	0-0	0-0/0.000	0-0-0	0-0	0	0	0	0	2/1.0
GSU	1/25/14				DNP								
ASU	1/30/14	4	0-0/0.000	0-0	0-0/0.000	0-0-0	0-0	0	1	0	0	0	0/0.9
ULL													
TX ST													
UTA													
UALR													
GSU													
WKU													
USA													
Troy													
ASU													
UALR													
Totals		1	80	3-12/250	0-1	1-4/250	3-6-9	14-1	2	6	2	1	5/0.9



15 Kyle Koszuta

Sophomore | Guard | 6-2 | 190
Niceville, Fla. | Niceville HS

	Season-High	Career-High
Pts	7, vs. Thomas (12/9/13)	15, vs. WKU (3/8/13)
FG	3, vs. Thomas (12/9/13)	5, vs. WKU (3/8/13)
3FG	2, three times	4, vs. WKU (3/8/13)
FT	2, vs. TXST (1/11/14)	4, vs. ASU (2/16/13)
Ast	2, vs. TXST (1/11/14)	6, vs. FAU (12/29/12)
Reb	2, at Miss (12/18/13)	3, vs. WKU (3/8/13)
Blocks	N/A	N/A
Steals	2, two times	4, vs. FAU (12/29/12)
Min	21, two times	36, vs. WKU (3/8/13)

Opponent	Date	GS	Min	FG-FGA/Pct.	3FG-FGA	FT-FTA/PCT	O-D-T	PF-FO	A	TO	Blk	Stl	Pts/Avg
Kansas	11/8/13	21	0-2/0.000	0-1	0-0/0.000	0-0-0	2-0	1	1	0	0	0	0/0.0
Samford	11/18/13	13	0-4/0.000	0-3	0-0/0.000	0-0-0	1-0	1	1	0	1	0	0/0.0
NSU	11/21/13	15	1-2/500	1-2	0-0/0.000	0-1-1	1-0	0	0	0	0	1	3/1.0
Thomas	12/9/13	7	3-3/1.000	1-1	0-0/0.000	0-0-0	0-0	0	1	0	0	0	7/2.5
LSU	12/14/13	12	1-5/200	0-3	0-0/0.000	0-0-0	0-0	0	2	0	2	2	2/2.4
Ole Miss	12/18/13	13	2-6/333	2-4	0-0/0.000	0-2-2	1-0	0	0	0	0	0	6/3.0
La. Tech	12/22/13	5	1-1/1.000	0-0	0-0/0.000	0-0-0	1-0	0	0	0	0	2	2/2.9
OSU	12/27/13	21	0-4/0.000	0-4	0-0/0.000	1-0-1	1-0	1	0	0	0	0	0/2.5
ULL	1/4/14	13	2-3/667	2-2	0-2/0.000	0-1-1	1-0	1	0	0	1	1	6/2.9
UTA	1/9/14	12	1-3/333	1-3	0-0/0.000	0-1-1	1-0	0	1	0	0	0	3/2.9
TX ST	1/11/14	15	0-3/0.000	0-2	2-3/667	0-0-0	1-0	2	0	0	0	1	2/2.8
Troy	1/16/14				DNP								
USA	1/18/14	2	0-0/0.000	0-0	0-0/0.000	0-0-0	0-0	0	0	0	0	0	0/2.6
WKU	1/23/14	4	0-1/0.000	0-1	0-1/0.000	0-0-0	0-0	0	0	0	0	0	0/2.4
GSU	1/25/14	7	0-1/0.000	0-1	0-0/0.000	1-1-2	0-0	0	1	0	0	0	0/2.2
ASU	1/30/14				DNP								
ULL													
TX ST													
UTA													
UALR													
GSU													
WKU													
USA													
Troy													
ASU													
UALR													
Totals		160	11-38/289	7-28/250	2-6/333	2-6-8	10-0	6	7	0	6	6	31/2.2



22 Lance Richard

Freshman | Guard | 5-10 | 170
Monroe, La. | Sterlington HS

	Season-High	Career-High
Pts	N/A	N/A
FG	N/A	N/A
3FG	N/A	N/A
FT	N/A	N/A
Asst	N/A	N/A
Reb	N/A	N/A
Blocks	N/A	N/A
Steals	N/A	N/A
Min	N/A	N/A

Opponent	Date	GS	Min	FG-FGA/Pct.	3FG-FGA	FT-FTA/PCT	O-D-T	PF-FO	A	TO	Blk	Stl	Pts/Avg
Kansas	11/8/13					DNP							
Samford	11/18/13					DNP							
NSU	11/21/13					DNP							
Thomas	12/9/13					DNP							
LSU	12/14/13					DNP							
Ole Miss	12/18/13					DNP							
La. Tech	12/22/13					DNP							
OSU	12/27/13					DNP							
ULL	1/4/14					DNP							
UTA	1/9/14					DNP							
TX ST	1/11/14					DNP							
Troy	1/16/14					DNP							
USA	1/18/14					DNP							
WKU	1/23/14					DNP							
GSU	1/25/14					DNP							
ASU	1/30/14					DNP							
ULL													
TX ST													
UTA													
UALR													
GSU													
WKU													
USA													
Troy													
ASU													
UALR													
Totals													



23 Millann Brown

Senior | Forward | 6-7 | 230
Gunnison, Miss. | East Mississippi CC

	Season-High	Career-High
Pts	5, vs. ULL (1/4/14)	21, vs. NT (2/14/13)
FG	2, vs. ULL (1/4/14)	9, vs. NT (2/14/13)
3FG	N/A	N/A
FT	2, at KU (11/8/13)	3, at NT (2/14/13)
Ast	1, vs. TXST (1/11/14)	4, vs. WKU (3/8/13)
Reb	8, vs. ULL (1/4/14)	12, vs. WKU (2/21/13)
Blocks	1, two times	2, at FIU (2/2/13)
Steals	1, three times	3, vs. LTU (11/24/12)
Min	18, two times	36, at ASU (1/19/13)

Opponent	Date	GS	Min	FG-FGA/Pct.	3FG-FGA	FT-FTA/PCT	O-D-T	PF-FO	A	TO	Blk	Stl	Pts/Avg
Kansas	11/8/13		4	0-1/.000	0-0	2-2/1.000	0-0-0	2-0	0	0	0	0	2/2.0
Samford	11/18/13		12	0-3/.000	0-0	0-0/0.000	3-1-4	3-0	0	1	0	0	0/1.0
NSU	11/21/13		12	1-1/1.000	0-0	0-0/0.000	1-2-3	1-0	1	0	0	0	2/1.3
Thomas	12/9/13		14	0-1/.000	0-0	1-2/.500	2-3-5	3-0	0	1	0	1	1/1.3
LSU	12/14/13		12	1-2/.500	0-0	0-0/0.000	0-1-1	2-0	0	0	1	0	2/1.4
Ole Miss	12/18/13		15	1-1/1.000	0-0	0-0/0.000	1-2-3	0-0	0	2	0	1	3/1.5
La. Tech	12/22/13		3	0-0/.000	0-0	0-0/0.000	0-0-0	0-0	0	0	0	0	0/1.3
OSU	12/27/13		13	1-2/.500	0-0	0-0/0.000	1-1-2	5-1	0	2	0	0	2/1.4
ULL	1/4/14		18	2-4/.500	0-0	1-6/.167	5-3-8	3-0	0	1	1	0	5/1.8
UTA	1/9/14		14	1-1/1.000	0-0	0-1/.000	0-0-0	0-0	0	0	0	1	2/1.8
TX ST	1/11/14		18	1-2/.500	0-0	0-0/0.000	4-0-4	2-0	1	1	0	0	2/1.8
Troy	1/16/14					DNP							
USA	1/18/14					DNP							
WKU	1/23/14					DNP							
GSU	1/25/14					DNP							
ASU	1/30/14					DNP							
ULL													
TX ST													
UTA													
UALR													
GSU													
WKU													
USA													
Troy													
ASU													
UALR													
Totals			135	8-18/.444	0-0	4-11/.364	17-13-30	21-1	1	9	2	3	20/1.8



34 Leon Carswell JJ

Junior | Forward | 6-3 | 225
Bossier City, La. | Hannibal-LaGrange Univ.

	Season-High	Career-High
Pts	2, at OSU (12/27/13)	2, at OSU (12/27/13)
FG	N/A	N/A
3FG	N/A	N/A
FT	2, at OSU (12/27/13)	2, at OSU (12/27/13)
Ast	N/A	N/A
Reb	2, at OSU (12/27/13)	2, at OSU (12/27/13)
Blocks	N/A	N/A
Steals	N/A	N/A
Min	5, at OSU (12/27/13)	5, at OSU (12/27/13)

Opponent	Date	GS	Min	FG-FGA/Pct.	3FG-FGA	FT-FTA/PCT	O-D-T	PF-FO	A	TO	Blk	Stl	Pts/Avg
Kansas	11/8/13					DNP							
Samford	11/18/13					DNP							
NSU	11/21/13					DNP							
Thomas	12/9/13					DNP							
LSU	12/14/13					DNP							
Ole Miss	12/18/13					DNP							
La. Tech	12/22/13					DNP							
OSU	12/27/13		5	0-0/.000	0-0	2-2/1.000	0-2-2	1-0	0	2	0	0	2/2.0
ULL	1/4/14					DNP							
UTA	1/9/14					DNP							
TX ST	1/11/14					DNP							
Troy	1/16/14					DNP							
USA	1/18/14					DNP							
WKU	1/23/14					DNP							
GSU	1/25/14					DNP							
ASU	1/30/14					DNP							
ULL													
TX ST													
UTA													
UALR													
GSU													
WKU													
USA													
Troy													
ASU													
UALR													
Totals			4	0-0/.000	0-0	2-2/1.000	0-2-2	1-0	0	2	0	0	2/2.0



33 Daniel Grieves

Sophomore | Guard | 6-6 | 210
Bay St. Louis, Miss. | Pearl River CC

	Season-High	Career-High
Pts	13, vs. SAM (11/18/13)	13, vs. SAM (11/18/13)
FG	5, vs. SAM (11/18/13)	5, vs. SAM (11/18/13)
3FG	3, two times	3, two times
FT	2, at USA (1/18/14)	2, at USA (1/18/14)
Ast	1, five times	1, five times
Reb	4, at USA (1/18/14)	4, at USA (1/18/14)
Blocks	N/A	N/A
Steals	1, four times	1, four times
Min	35, vs. GSU (1/25/14)	35, vs. GSU (1/25/14)

Opponent	Date	GS	Min	FG-FGA/Pct.	3FG-FGA	FT-FTA/PCT	O-D-T	PF-FO	A	TO	Blk	Stl	Pts/Avg
Kansas	11/8/13		6	2-2/1.000	2-2	0-0/0.000	0-1-1	2-0	0	1	0	0	6/6.0
Samford	11/18/13		16	5-7/.714	3-5	0-1/0.000	1-2-3	1-0	1	1	0	1	13/9.5
NSU	11/21/13		11	0-3/0.000	0-3	0-0/0.000	0-2-2	1-0	0	2	0	1	0/6.3
Thomas	12/9/13		12	1-2/.500	1-2	0-0/0.000	0-2-2	1-0	0	0	0	0	3/5.5
LSU	12/14/13		14	2-5/.400	2-4	0-0/0.000	0-1-1	1-0	0	0	0	0	6/5.6
Ole Miss	12/18/13		19	1-3/.333	1-2	0-0/0.000	0-0-0	4-0	1	1	0	0	4/5.2
La. Tech	12/22/13		8	0-2/.000	0-2	0-0/0.000	0-1-1	1-0	1	1	0	0	0/4.4
OSU	12/27/13		21	1-9/.111	0-5	0-0/0.000	1-0-1	3-0	1	0	0	0	2/4.1
ULL	1/4/14					DNP							
UTA	1/9/14					DNP							
TX ST	1/11/14		9	0-3/.000	0-2	0-0/0.000	1-1-2	0-0	0	0	0	1	0/3.7
Troy	1/16/14		11	3-5/.600	3-4	0-0/0.000	0-0-0	3-0	0	0	0	0	9/4.2
USA	1/18/14		24	3-8/.375	2-7	2-2/1.000	2-2-4	2-0	0	0	0	0	10/4.7
WKU	1/23/14		16	2-6/.333	2-6	0-0/0.000	0-2-2	1-0	0	0	0	1	6/4.8
GSU	1/25/14	*	35	4-11/.364	2-9	0-0/0.000	0-2-2	4-0	1	0	0	0	10/5.2
ASU	1/30/14		10	2-5/.400	2-5	0-0/0.000	0-1-1	1-0	0	0	1	0	6/5.3
ULL													
TX ST													
UTA													
UALR													
GSU													
WKU													
USA													
Troy													
ASU													
UALR													
Totals		1	212	26-71/.366	20-58/.345	2-3/.667	5-17-22	25-0	5	6	1	4	74/5.3



35 Colten Ponder

Sophomore | Forward | 6-5 | 215
Shreveport, La. | Calvary Baptist Academy

	Season-High	Career-High
Pts	N/A	N/A
FG	N/A	N/A
3FG	N/A	N/A
FT	N/A	N/A
Asst	N/A	N/A
Reb	N/A	1, vs. LTU (11/24/12)
Blocks	N/A	N/A
Steals	N/A	N/A
Min	2, at OSU (12/27/13)	2, at OSU (12/27/13)

Opponent	Date	GS	Min	FG-FGA/Pct.	3FG-FGA	FT-FTA/PCT	O-D-T	PF-FO	A	TO	Blk	Stl	Pts/Avg
Kansas	11/8/13					DNP							
Samford	11/18/13					DNP							
NSU	11/21/13					DNP							
Thomas	12/9/13					DNP							
LSU	12/14/13					DNP							
Ole Miss	12/18/13					DNP							
La. Tech	12/22/13					DNP							
OSU	12/27/13		2	0-0/.000	0-0	0-0/0.000	0-0-0	0-0	0	0	0	0	0/0.0
ULL	1/4/14					DNP							
UTA	1/9/14					DNP							
TX ST	1/11/14					DNP							
Troy	1/16/14					DNP							
USA	1/18/14					DNP							
WKU	1/23/14					DNP							
GSU	1/25/14					DNP							
ASU	1/30/14					DNP							
ULL													
TX ST													
UTA													
UALR													
GSU													
WKU													
USA													
Troy													
ASU													
UALR													
Totals			2	0-0/.000	0-0	0-0/0.000	0-0-0	0-0	0	0	0	0	0/0.0



Warhawks Men's Basketball

University of Louisiana at Monroe



Media Roster



0 Marvin Williams

Junior | Center | 6-8 | 245
Memphis, Tenn.
NW Florida State College
8.6 ppg, 4.4 rpg, .486 FG%




13 Chinedu Amajoyi

Junior | Guard | 6-3 | 195
Rancho Cucamonga, Calif.
Kilgore College
2.6 ppg, 1.8 rpg, .400 FG%



1 Jayon James

Senior | Forward | 6-6 | 225
Paterson, N.J.
Lamar State-Port Arthur
9.9 ppg, 6.1 rpg, .513 FG%



15 Kyle Koszuta

Sophomore | Guard | 6-2 | 190
Niceville, Fla.
Niceville HS
2.2 ppg, .289 FG%, .250 3FG%




2 DeMondre Harvey

Sophomore | Forward | 6-7 | 210
Minden, La.
Pearl River CC
3.1 ppg, 3.5 rpg, .525 FG%




20 Evan Sims

Junior | Forward | 6-8 | 235
Houston, Texas
Lamar State-Port Arthur
0.9 ppg, 1.1 rpg, .250 FG%



3 Marcellis Hansberry

Senior | Guard | 6-0 | 185
Jackson, Miss.
Provine HS
ACL Injury




22 Lance Richard

Freshman | Guard | 5-10 | 170
Monroe, La.
Sterlington HS
Redshirting



4 R.J. McCray

Senior | Guard | 6-2 | 190
Arlington, Texas
Grace Prep Academy
3.8 ppg, .326 FG%, .273 3FG%




23 Millann Brown

Senior | Forward | 6-7 | 230
Gunnison, Miss.
East Mississippi CC
1.8 ppg, 2.7 rpg, .444 FG%




10 Amos Olatayo

Senior | Guard | 6-4 | 200
Houston, Texas
Navarro College
13.2 ppg, 5.3 rpg, .453 FG%




33 Daniel Grieves

Sophomore | Guard | 6-6 | 210
Bay St. Louis, Miss.
Pearl River CC
5.3 ppg, .366 FG%, .345 3FG%




11 Nick Coppola

Freshman | Guard | 5-11 | 195
Richmond, Va.
Benedictine Prep
5.0 ppg, 3.8 rpg, .391 3FG%




34 Leon Carswell JJ

Junior | Forward | 6-3 | 225
Bossier City, La.
Hannibal-LaGrange University
2.0 ppg, 2.0 rpg, (one appearance)



12 Tylor Ongwae

Junior | Forward | 6-7 | 205
Eldoret, Kenya
Ranger College
16.3 ppg, 5.4 rpg, .817 FT%



35 Colten Ponder

Sophomore | Forward | 6-5 | 215
Shreveport, La.
Calvary Baptist Academy
2 mins (one appearance)